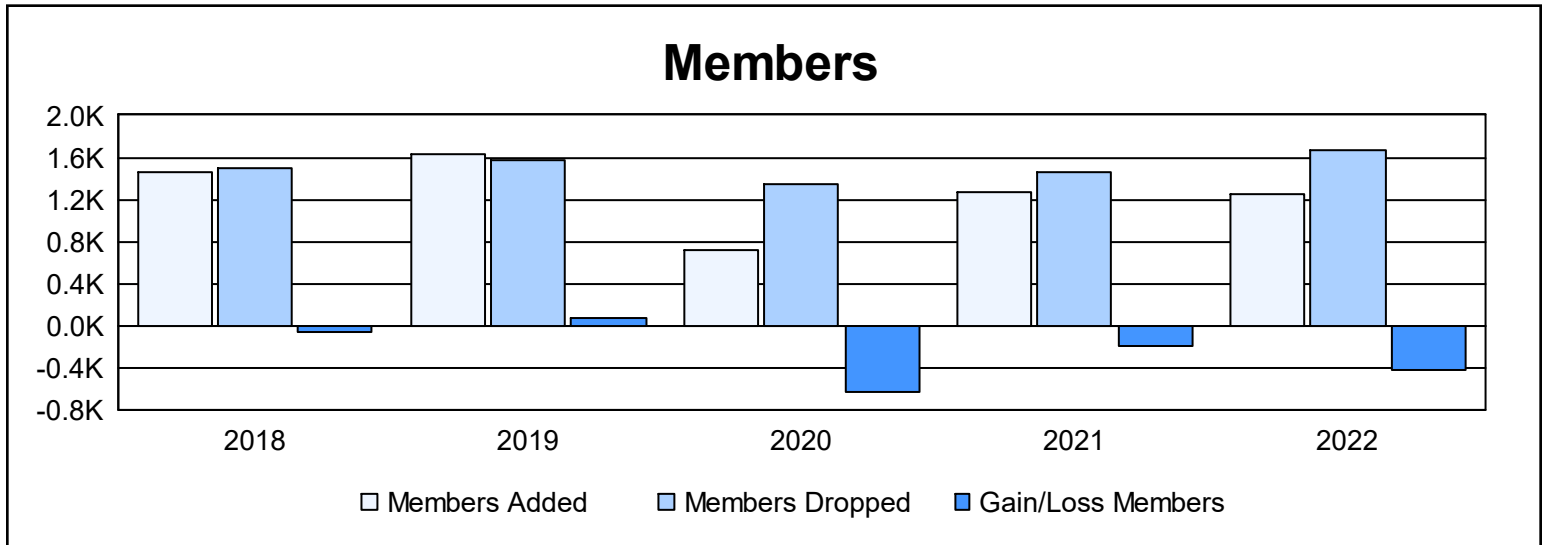
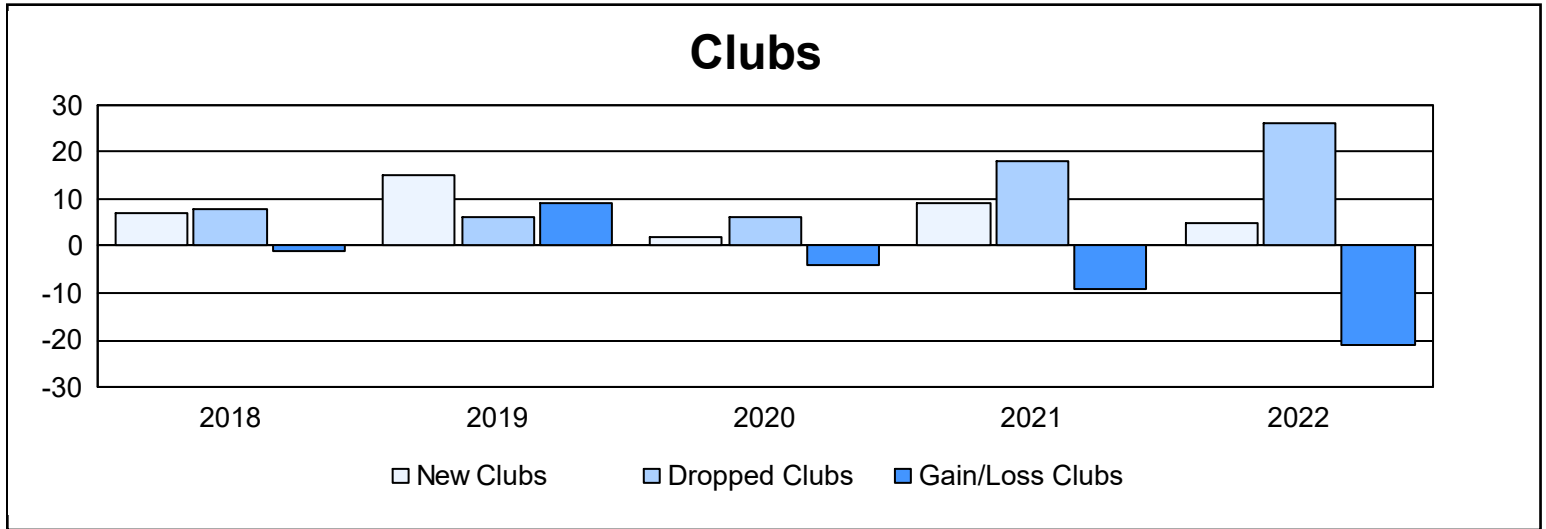
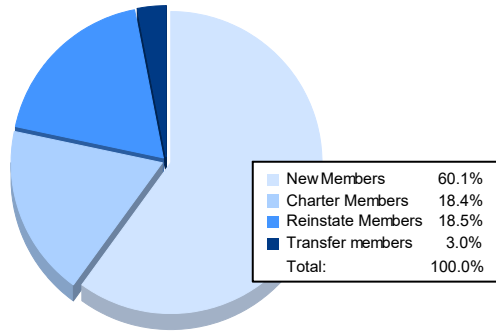


| Year | New Clubs | Dropped Clubs | Gain/ Loss Clubs | New Members | Charter Members | Reinstate Members | Transfer Members | Total Member Added | Total Members Dropped | Gain/ Loss Members |
|----------------|-----------|---------------|------------------|-------------|-----------------|-------------------|------------------|--------------------|-----------------------|--------------------|
| 2017-2018 | 7 | 8 | -1 | 1,071 | 216 | 134 | 30 | 1,451 | 1,504 | -53 |
| 2018-2019 | 15 | 6 | 9 | 917 | 502 | 177 | 31 | 1,627 | 1,565 | 62 |
| 2019-2020 | 2 | 6 | -4 | 513 | 95 | 63 | 42 | 713 | 1,342 | -629 |
| 2020-2021 | 9 | 18 | -9 | 904 | 280 | 57 | 21 | 1,262 | 1,465 | -203 |
| 2021-2022 | 5 | 26 | -21 | 755 | 231 | 233 | 38 | 1,257 | 1,671 | -414 |
| Average | 8 | 13 | -5 | 832 | 265 | 133 | 32 | 1,262 | 1,509 | -247 |



Membership Composition June 2022 Cumulative



Gender Composition June 2022 Cumulative

